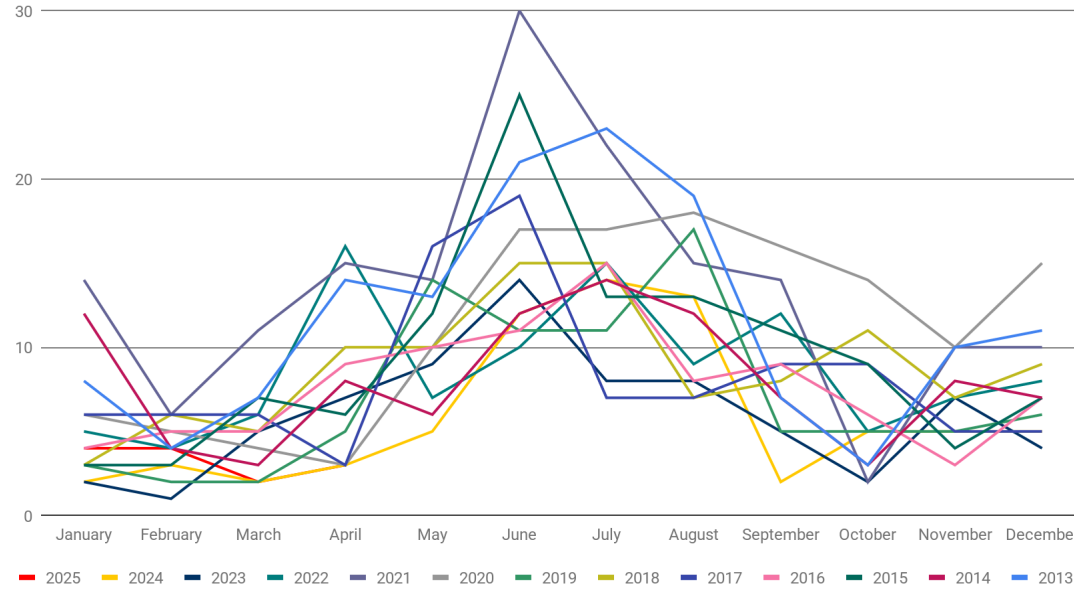


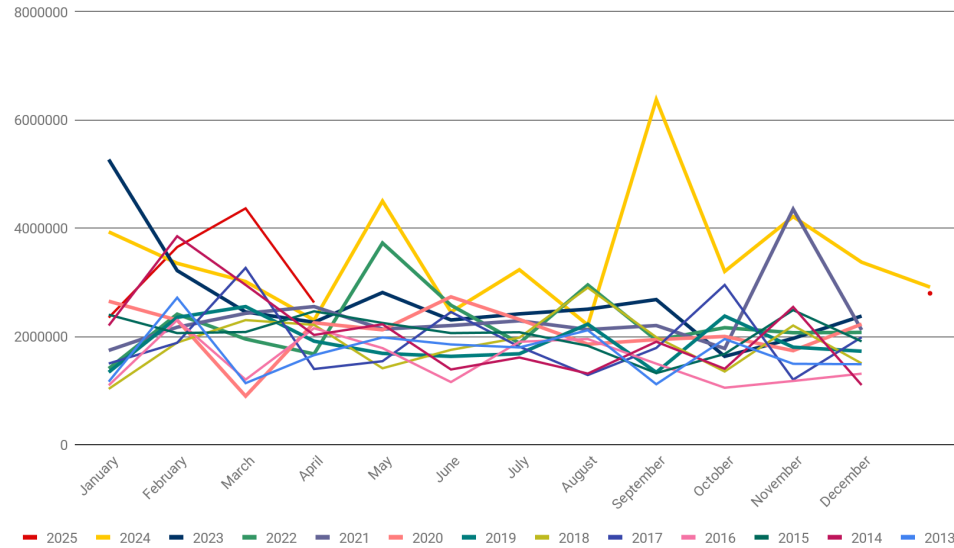
Single Family Listings Sales in Riverside



Number of Single Family Sales in Riverside								
	2025	2024	2023	2022	2021	2020	2019	2018
January	4	2	2	5	14	6	3	3
February	4	3	1	4	6	5	2	6
March	2	2	5	6	11	4	2	5
April	3	3	7	16	15	3	5	10
May		5	9	7	14	10	14	10
June		12	14	10	30	17	11	15
July		14	8	15	22	17	11	15
August		13	8	9	15	18	17	7
September		2	5	12	14	16	5	8
October		5	2	5	2	14	5	11
November		5	7	7	10	10	5	7
December		5	4	8	10	15	6	9
Total	13	71	72	104	163	135	86	106



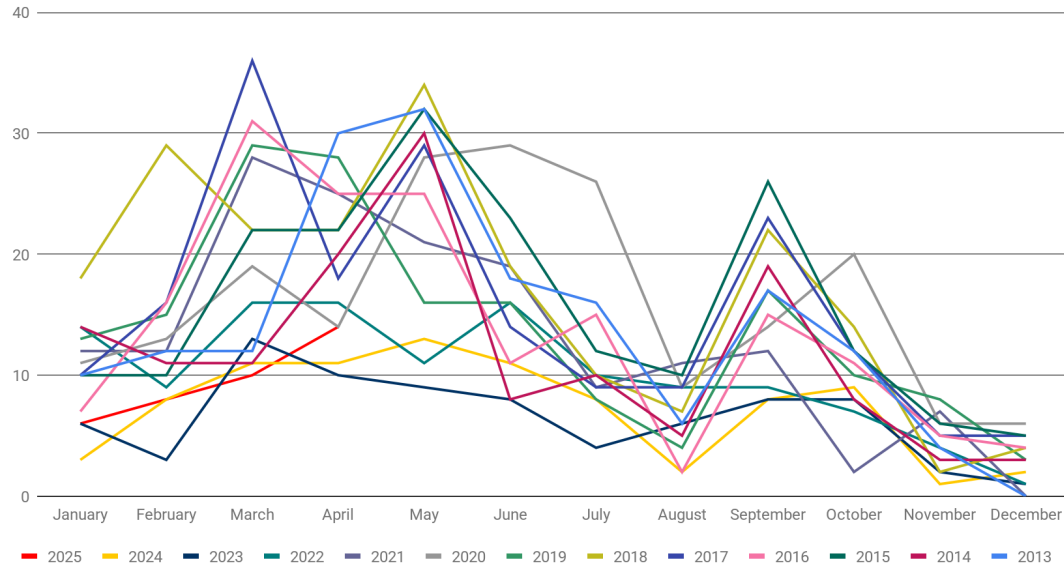
Single Family Median Close Price - Riverside



Median Sale Price of Single Family Closings in Riverside								
	<u>2025</u>	<u>2024</u>	<u>2023</u>	<u>2022</u>	<u>2021</u>	<u>2020</u>	<u>2019</u>	<u>2018</u>
January	\$2,346,250	\$3,930,000	\$5,267,500	\$1,405,000	\$1,740,000	\$2,648,750	\$1,337,000	\$1,029,000
February	\$3,650,000	\$3,350,000	\$3,215,000	\$2,410,000	\$2,168,750	\$2,300,000	\$2,350,000	\$1,885,000
March	\$4,364,750	\$3,012,500	\$2,450,000	\$1,950,000	\$2,425,000	\$895,000	\$2,550,000	\$2,300,000
April	\$2,625,000	\$2,300,000	\$2,260,000	\$1,674,000	\$2,550,000	\$2,250,000	\$1,910,822	\$2,212,500
May		\$4,500,000	\$2,810,000	\$3,725,000	\$2,133,500	\$2,120,000	\$1,685,000	\$1,410,000
June		\$2,450,000	\$2,302,982	\$2,575,000	\$2,200,000	\$2,730,000	\$1,630,000	\$1,750,000
July		\$3,231,250	\$2,415,000	\$1,875,000	\$2,287,500	\$2,312,000	\$1,677,500	\$1,975,000
August		\$2,210,000	\$2,502,000	\$2,950,000	\$2,125,000	\$1,855,000	\$2,225,000	\$2,900,000
September		\$6,375,000	\$2,680,000	\$1,932,500	\$2,200,000	\$1,940,000	\$1,335,000	\$1,984,000
October		\$3,200,000	\$1,630,000	\$2,160,000	\$1,775,938	\$1,997,500	\$2,375,000	\$1,350,000
November		\$4,213,000	\$1,961,668	\$2,067,000	\$4,350,000	\$1,735,000	\$1,800,000	\$2,200,000
December		\$3,370,000	\$2,375,000	\$2,072,500	\$2,117,500	\$2,225,000	\$1,725,000	\$1,500,000
YTD Median	\$2,795,000	\$2,910,000	\$2,362,500	\$2,050,000	\$2,205,000	\$2,080,000	\$1,712,500	\$1,850,000



Number of New Single Family Listings in Riverside



Number of New Single Family Listings in Riverside								
	<u>2025</u>	<u>2024</u>	<u>2023</u>	<u>2022</u>	<u>2021</u>	<u>2020</u>	<u>2019</u>	<u>2018</u>
January	6	3	6	14	12	11	13	18
February	8	8	3	9	12	13	15	29
March	10	11	13	16	28	19	29	22
April	14	11	10	16	25	14	28	22
May		13	9	11	21	28	16	34
June		11	8	16	19	29	16	19
July		8	4	10	9	26	8	10
August		2	6	9	11	9	4	7
September		8	8	9	12	14	17	22
October		9	8	7	2	20	10	14
November		1	2	4	7	6	8	2
December		2	1	1	0	6	3	4
Total	38	87	78	122	158	195	167	203

