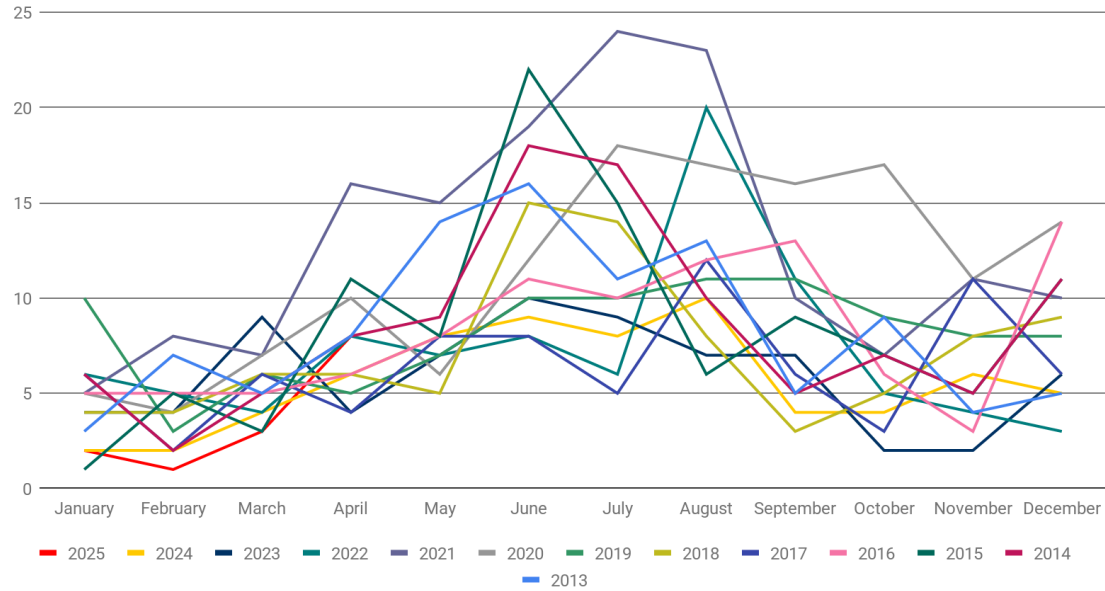


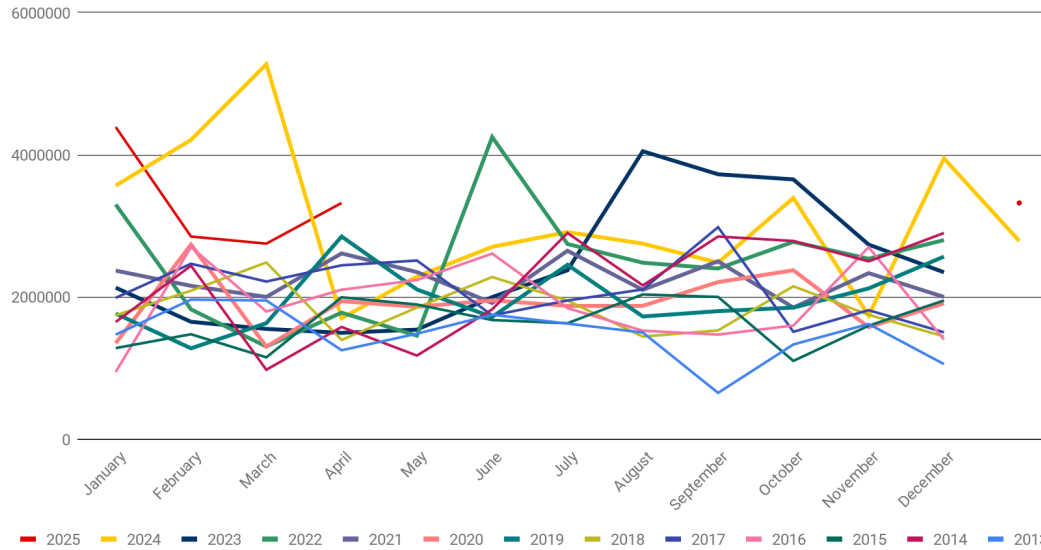
Single Family Listings Sales in Old Greenwich



Number of Single Family Sales in Old Greenwich								
	<u>2025</u>	<u>2024</u>	<u>2023</u>	<u>2022</u>	<u>2021</u>	<u>2020</u>	<u>2019</u>	<u>2018</u>
January	2	2	4	6	5	5	10	4
February	1	2	4	5	8	4	3	4
March	3	4	9	4	7	7	6	6
April	8	6	4	8	16	10	5	6
May		8	7	7	15	6	7	5
June		9	10	8	19	12	10	15
July		8	9	6	24	18	10	14
August		10	7	20	23	17	11	8
September		4	7	11	10	16	11	3
October		4	2	5	7	17	9	5
November		6	2	4	11	11	8	8
December		5	6	3	10	14	8	9
Total	14	68	71	87	155	137	98	87



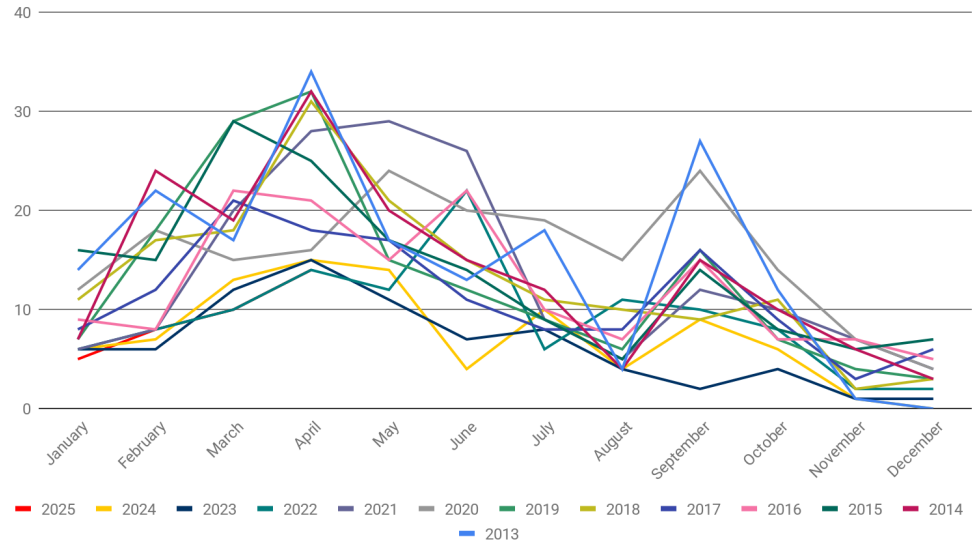
Single Family Median Close Price - Old Greenwich



Median Sale Price of Single Family Sales in Old Greenwich								
	<u>2025</u>	<u>2024</u>	<u>2023</u>	<u>2022</u>	<u>2021</u>	<u>2020</u>	<u>2019</u>	<u>2018</u>
January	\$4,390,500	\$3,566,000	\$2,130,125	\$3,300,000	\$2,370,000	\$1,350,000	\$1,765,000	\$1,741,500
February	\$2,850,000	\$4,210,000	\$1,650,000	\$1,825,000	\$2,156,250	\$2,737,509	\$1,277,000	\$2,087,500
March	\$2,750,000	\$5,275,000	\$1,550,000	\$1,302,500	\$2,000,000	\$1,300,000	\$1,630,000	\$2,485,000
April	\$3,322,500	\$1,700,000	\$1,495,000	\$1,778,810	\$2,612,500	\$1,940,000	\$2,850,000	\$1,395,000
May		\$2,287,500	\$1,540,000	\$1,455,000	\$2,350,000	\$1,862,500	\$2,105,000	\$1,850,000
June		\$2,705,000	\$1,997,500	\$4,250,000	\$1,915,030	\$1,951,563	\$1,717,500	\$2,280,000
July		\$2,912,500	\$2,375,000	\$2,745,000	\$2,650,000	\$1,875,000	\$2,452,500	\$1,948,750
August		\$2,750,000	\$4,050,000	\$2,481,250	\$2,100,000	\$1,875,000	\$1,725,000	\$1,441,500
September		\$2,482,500	\$3,726,000	\$2,400,000	\$2,502,500	\$2,209,375	\$1,800,000	\$1,529,500
October		\$3,392,900	\$3,653,750	\$2,775,000	\$1,850,000	\$2,375,000	\$1,850,000	\$2,150,000
November		\$1,737,500	\$2,736,500	\$2,537,500	\$2,335,000	\$1,575,000	\$2,120,000	\$1,748,750
December		\$3,950,000	\$2,347,000	\$2,800,000	\$2,000,000	\$1,910,000	\$2,567,500	\$1,445,000
YTD Median	\$3,322,500	\$2,787,500	\$2,195,000	\$2,400,000	\$2,250,000	\$1,900,000	\$2,100,000	\$1,850,000



Number of New Single Family Listings in Old Greenwich



Number of New Single Family Listings in Old Greenwich								
	2025	2024	2023	2022	2021	2020	2019	2018
January	5	6	6	6	6	12	7	11
February	8	7	6	8	8	18	18	17
March	10	13	12	10	20	15	29	18
April	14	15	15	14	28	16	32	31
May		14	11	12	29	24	15	21
June		4	7	22	26	20	12	15
July		10	8	6	9	19	9	11
August		4	4	11	5	15	6	10
September		9	2	10	12	24	16	9
October		6	4	8	10	14	7	11
November		1	1	2	7	7	4	2
December		0	1	2	4	4	3	3
Total	37	89	77	111	164	188	158	159

